

Quick



1

Model:
Quick 36B

STOP

LI-ION
BATTERY

Model:
Quick 36B Li

CHARGER

Model:
Quick 36B

MORE INFO



CHARACTERISTICS

- Suitable to work in high congested areas like small shops, offices, kitchens, schools, hospitals, bars, gyms, restaurants
- Adjustable flow (automatic start-stop with solenoid valve) of the detergent solution depending on type of surface
- Brush with quick release
- Removable recovery tank
- **Li-ion battery 12V** (36B Li)
- Available in battery version (36B) with integrated battery charger with data memory and for any type of batteries
- Battery included (36 B)
- Squeegee lifting lever
- Compact reclining handle with control switches
- Easy access and simple service of the components.

TECHNICAL DATA

	Quick 36E	Quick 36B	Quick 36B Li
code	37004-00004	37004-00003	37004-00077
power supply	220/240 V - 50/60 Hz	12 V (batteries and charger included)	12 V (Li-ion battery and charger included)
scrubbing/squeegee width	360/460 mm	360/460 mm	360/460 mm
max working capacity	1260 m ² /h	1260 m ² /h	1260 m ² /h
solution tank capacity	11 l/2.91 gal	11 l/2.91 gal	11 l/2.91 gal
recovery tank capacity	12-13 l/3.2 gal	12-13 l/3.2 gal	12-13 l/3.2 gal
traction	mechanical	mechanical	mechanical
RPM/pressure on the brush	130/25 kg/55 lbs	145/22 kg/48,5 lbs	130/18 kg/39,6 lbs
brush motor power	370 W	250 W	250 W
detergent solution system	solenoid valve	solenoid valve	solenoid valve
depression/vacuum motor	850 mmH ₂ O/400 W	650 mmH ₂ O/180 W	650 mmH ₂ O/180 W
dimension (cm)/weight	120x43x97/49kg	120x43x97/57kg	120x43x97/42,5kg

PLUS



Reclining handle: fit on any operator's height and allowing the perfect cleaning also on 90° corners. Shock-absorbing covers, simple cleaning of the recovery tank, non marking wheels.



Easy access to mechanical parts (easy maintenance of each component), removable recovery tank without tools.










User friendly analogic control panel. Control lever for brush operation and detergent water outflow. General ON/OFF switch, brush and vacuum motor switch, solenoid valve operation switch.










Parabolic squeegee, easy rubber blades replacement. The floating brush plate and squeegee grant the right cleaning pressure on any type of floor.

STANDARD EQUIPMENT

 <ul style="list-style-type: none"> • 10002-08103 PP brush Ø 360 mm - 14" 	 <ul style="list-style-type: none"> • 00005-02259 Front squeegee blade L.537 mm - Th. 1,5 mm • 00005-02260 Rear squeegee blade L.590 mm - Th. 3,0 mm 	 <ul style="list-style-type: none"> • 1x 00055-00147 Maintenance free battery 12V MFP 50 65Ah C20/50Ah C-5 only for model code: 37004-00003 	 <ul style="list-style-type: none"> • 00056-00054 On-board Battery charger 12V 8A only for model code: 37004-00003 	 <ul style="list-style-type: none"> • 00058-00723 Power cable 1,5 mt. for battery charger only for model code: 37004-00003
 <ul style="list-style-type: none"> • 1 x 00055-00145 Li-ion battery 12V 50Ah 705 Wh only for model code: 37004-00077 	 <ul style="list-style-type: none"> • 00056-00073 On-board Battery charger UY360 12V 20A 110-230V / 50/60Hz + 00058-02642 connection cable only for model code: 37004-00077 			

OPTIONAL

 <ul style="list-style-type: none"> • 00055-00146 Battery AGM 12V 55Ah only for model code: 37004-00003 	 <ul style="list-style-type: none"> • 00056-00046 Booster battery charger 	 <ul style="list-style-type: none"> • 00005-02257 Polyurethane front blade L.537 TH. 2 • 00005-02258 Polyurethane rear blade L.590 TH. 2,5 	 <ul style="list-style-type: none"> • 10002-08104 Tynex brush Ø 360 mm-14" • 10002-08105 PP 0,3 brush Ø 360 mm-14" • 10002-08106 PES brush Ø 360 mm-14" 	 <ul style="list-style-type: none"> • 10002-08107 EWU pad driver Ø 360mm-14"
 <ul style="list-style-type: none"> • 10001-09944 Abrasive pad Ø 381 mm-15" - beige (5 pcs.) • 10001-09945 Abrasive pad Ø 381 mm-15" - green (5 pcs.) • 10001-09942 Abrasive pad Ø 381 mm-15" - black (5 pcs.) 	 <ul style="list-style-type: none"> • 00058-02618 Extension electric cord 15 m with Schuko plug (optional on model 37004-00004) 			